



marathon[™]
Special Products

Product Data Sheet

15xx TP

Replace xx with 04, 06, 08, 12 for number of poles
Terminal Block with Test Points

75 Amps 600 Volts AC/DC

Wire Range

- #10 AWG - #18 AWG Solid Cu wire (unprepared wire, 30 Amps max)
- Prepared wire size limited to maximum lug width of 0.50" (see below for lug sizing)

Electrical Ratings

- 75 Amps
- Voltage:
 - 600V per UL 1059 Class C & CSA22.2 No.158, Class B & C requirements
- SCCR Rating of 10,000 kA with no over-current protection (default for terminal blocks)
- Factory & Field Wiring
- Test point designed to accept meter leads with 4 MM spring tip banana plug

Agency Compliance

- UR - UL Recognized Terminal Block, Evaluated to UL 1059, File No.XCFR2.E62806
- CSA - Evaluated to CSA 22.2 No.158, File No. LR19766

Material Information

- Insulator base:
 - General Phenolic
 - Flammability rating of insulator base UL94V0
 - Insulator base temperature rating: -40°C to 150°C (UL RTI)
- Connectors - brass, nickel plated
- Terminal screws - brass, nickel plated
- Test points - brass, nickel plated
- Marking strip - vinyl (white)
- Thumb screws - brass, nickel plated
- RoHS Compliant

A Regal Brand

REGAL

www.regalbeloit.com

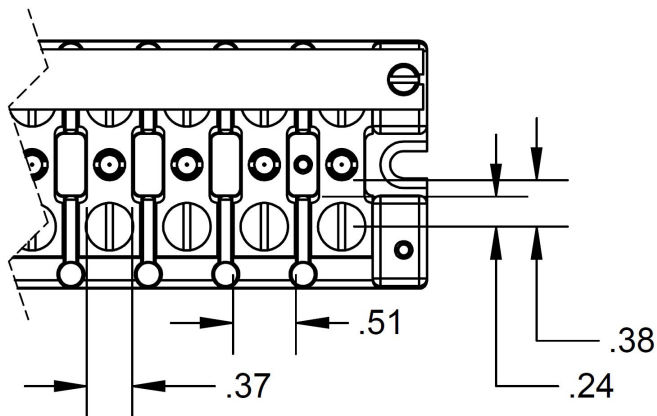
Termination Specifications

Unprepared Wire

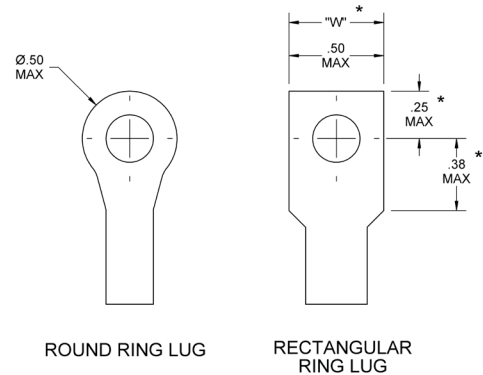
| Wire Size Cu | Torque | Wires / Terminal | Wire Class (UL) |
|------------------|---------------------|---------------------|-----------------|
| #10 AWG - 18 AWG | 2.3 N·m (20 lbf·in) | 1 | Solid |

Prepared Wire

| Lug Width | Torque | Wires / Terminal | Wire Class (UL) |
|------------------------------|---------------------|------------------------|------------------------|
| Terminal dimensions below | 2.3 N·m (20 lbf·in) | per lug recommendation | per lug recommendation |



1500 & 1600 SERIES LUG INSTRUCTIONS

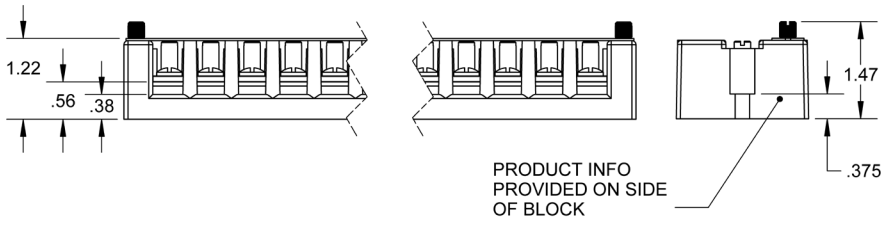
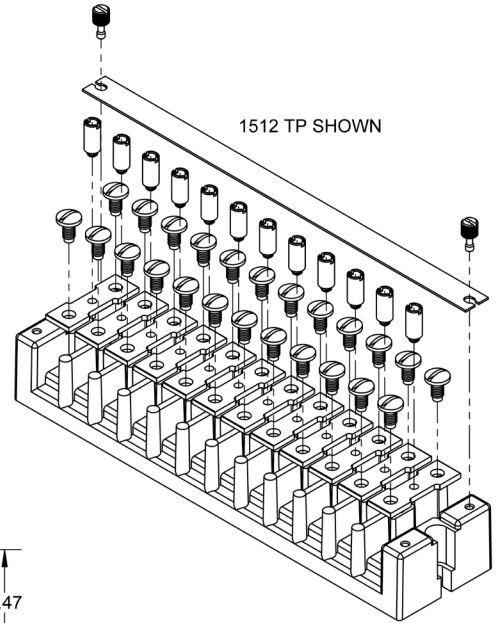
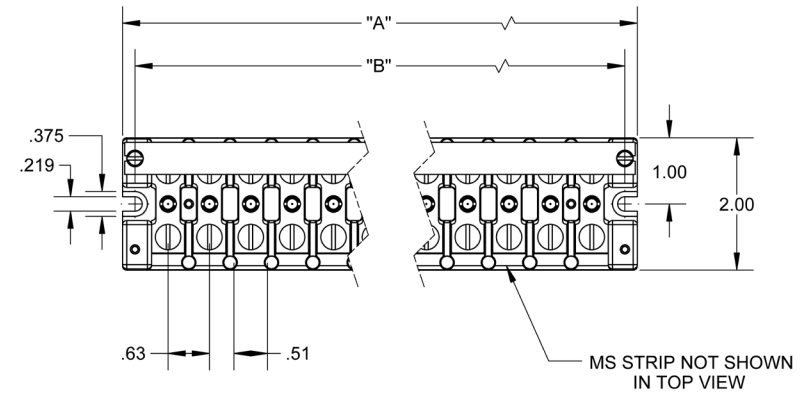


Total lug stack up: not to exceed 1/8"

Installation & Accessories

- Mounting (Panel):
 - For use with #10 fastener with flat washer (max diameter 3/8").
 - Torque mounting fastener: not to exceed 25 lbf·in (2.8 N·m).
- Covers
 - Catalog Number: CC 15xx TP (replace "xx" with line length - 04, 06, 08, 12 only)
 - Cover material - clear polycarbonate
 - Accessory cover is not intended to provide insulation for electrical spacings.

Drawing



| SERIES NO. | NO. OF POLES | "A" | "B" |
|------------|--------------|------|------|
| 1512 | 12 | 8.25 | 7.87 |
| 1508 | 8 | 5.75 | 5.37 |
| 1506 | 6 | 4.50 | 4.12 |
| 1504 | 4 | 3.25 | 2.87 |